

DISTRICT

25X75 | 10"X30"

45X45 | 18"X18"



new
ker


DISTRICT

District Grey 25x75
Swim Grey 25x75

District Grey 45x45







DISTRICT

District Sand 25x75
Mirror Ivory 25x75

District Sand 45x45

Swim Sand 25x75

DISTRICT

25X75 | 10"X30"



PASTA BLANCA
WHITE BODY



164201 DISTRICT IVORY | 25X75

M16



164202 DISTRICT GREY | 25X75

M16



164203 DISTRICT SAND | 25X75

M16



164204 DISTRICT GRAPHITE | 25X75

M16



164208 MIRROR IVORY | 25X75

M17



164209 MIRROR GRAPHITE | 25X75

M17



164205 SWIM IVORY | 25X75

M17



164206 SWIM GREY | 25X75

M17



164207 SWIM SAND | 25X75

M17

DISTRICT

PASTA BLANCA
WHITE BODY



164401 SET 2P COMBI SAND | 25X75

P60



164402 SET 2P COMBI GREY | 25X75

P60



164305 Z. INFINITY
IVORY 12,5X25 P30



164306 M. INFINITY
IVORY 4,8X25 P19




164303 Z. INFINITY
GRAPHITE 12,5X25 P30




164304 M. INFINITY
GRAPHITE 4,8X25 P19

DISTRICT

PORCELÁNICO COLOR MASA
COLOURED BISCUIT PORCELAIN




164314 M. DISTRICT IVORY
30X30 P17



164316 M. DISTRICT SAND
30X30 P17




164315 M. DISTRICT GREY
30X30 P17



164317 M. DISTRICT GRAPHITE
30X30 P17



Set 2p Combi Grey 25x75
District Grey 25x75



District Grey 45x45

DISTRICT

45X45 | 18"X18"




PORCELÁNICO COLOR MASA
COLOURED BISCUIT PORCELAIN



164108 DISTRICT IVORY | 45X45 **M14**



164106 DISTRICT SAND | 45X45 **M14**



164105 DISTRICT GREY | 45X45 **M14**



164107 DISTRICT GRAPHITE | 45X45 **M14**

RODAPIE 8X45



164318 R. DISTRICT
IVORY | 8X45 **P8**

164307 R.DISTRICT
SAND | 8X45 **P8**

164308 R. DISTRICT
GREY | 8X45 **P8**

164309 R. DISTRICT
GRAPHITE | 8X45 **P8**

PACKING LIST

TYPE	PRODUCT	CM. SIZE	UNIT	PIECES BOX	M ² BOX	KG. BOX	BOXES PALLET	M ² PALET	KG. PALET
REV.BASE	DISTRICT	25X75	M2	8	1,50	21,90	48	72,00	1.051
REV.BASE	SWIM	25X75	M2	8	1,50	21,90	48	72,00	1.051
REV.BASE	MIRROR	25X75	M2	8	1,50	21,90	48	72,00	1.051
REV.BASE	SWIM	25X75	M2	8	1,50	21,90	48	72,00	1.051
PAV.BASE	DISTRICT	45X45	M2	7	1,43	28,91	44	62,92	1.272
RODAPIÉ	DISTRICT	8X45	UD	12	0,44	9	112	49,73	1.008
SET 2P	COMBI	25x75	UD	3	1,12	16,42	40	44,8	657
ZOCALO	INFINITY	12,5X25	UD	5	0,16	3,75	160	24,96	600
MOLDURA	INFINITY	4,8X25	UD	7	0,08	1,05	156	13,10	164
MÓDULO	DISTRICT	30X30	UD	5	0,44	7,8	54	23,76	421





NEWKER.COM

INFO@NEWKER.COM

TEL. +34 964 914 001

FAX. +34 964 914 005

C/ GRECIA ,63

CIUDAD DEL TRANSPORTE

12006 CASTELLÓN [SPAIN]

new
ker